

Thermal motor protector

Temperature limiter




Thermal cut-out

F

13

20

23



Applications

- Motors
- Transformers
- Coils
- Electronics, sensors

Benefits

- Small dimensions
- Shock and vibration tested
- Leadframe version
- Various kinds of insulations

Description

Switches of the **F series** with a minimum size are very suitable for the **installation in confined conditions**. The switching principle consists of a central contact which opens or closes the circuit of the application when there is a temperature input by means of a pressure spring and a thermo-bimetal snap-disc.

Due to the low mass, a **very fast response** of the switch is possible. The heat is thereby preferably absorbed by the round contact surface of the switch and transmitted to the bimetallic element.

In addition to the direct protection of smaller electrical drives and devices with a rated power of up to approx. 750W, F series switches are often used as **thermal sensors**. In twin or triple configurations, they provide a triggering element in the control circuit for contactors, thus also able to thermally protect **larger three-phase Motors**.



Technical data

| type ratings | control | | |
|---|--|---------------|--|
| | F13A | F23A / E | F20B / G |
| version | normally closed | | normally open |
| rated current at 250 V 50/60 Hz (power factor 0.95 / 0.6) | 3.0 A / 2.5 A | 3.0 A / 3.0 A | 2.0 A / 1.6 A |
| switching cycles under rated current | 10,000 | 10,000 | 7,000 |
| max. current under failure conditions at 250 V 50/60 Hz (power factor 0.95) | 4.0 A | 6.0 A | 4.0 A |
| switching cycles under max. current | 3,000 | | |
| temperature rating T_A (steps in 5 °C) | 70°C ... 190°C / ... 160°C (CQC) | | 70°C ... 185°C |
| tolerances | standard: ± 5 °K | | |
| feature of automatic action | 2.C, 1.C | | |
| contact resistance (incl. wire of 100 mm) | < 50 m Ω | | |
| hysteresis | 30 K \pm 15 °K ¹⁾ | | |
| dielectric strength (standard insulation) | 2 kV | | |
| vibration resistance (10 to 60 Hz) | 100 m/s ² | | |
| resistances to impregnation | tight against ordinary resins and lacquers | | |
| degrees of protection provided by enclosures (EN 60529) | IP00 | | |
| suitable for use in protection category | I, II | | |
| approvals | VDE / ENEC | | EN 60730-1 / -2-9 |
| | UL | | UL 2111 / UL 873 ²⁾ |
| | cUL | | C22.2 No. 77 / C22.2 No. 24 ²⁾ |
| | CQC | | GB14536.1-2008 / GB14536.10-2008 ³⁾ |

¹⁾ at the T_A (upper and lower) limits the hysteresis could deviate ²⁾ on request ³⁾ different power rating

The variety of our product variations is nearly infinite. Microtherm distinguishes itself by a high expert's know-how in the area of customised developments. We will be pleased to give you specific advice during a personal consultation and present you all the options suitable for your application:

- application of plug connectors
- unique packaging and overmolding variations
- specific cable assemblies and many more



Versions

| control type | n.c. | n.o. | code | illustration | drawing dimensions (mm) | technical specification | approvals |
|--------------|------|------|-----------|--------------|---------------------------|--|--------------|
| F13 | A | | | | | not insulated, potted | VDE, UL, cUL |
| F20 | | B | | | | not insulated, potted | VDE, UL, cUL |
| F23 | A | | | | | different dimensions for F20 | |
| F13 | A | B | U254 | | | shrink cap, potted | VDE, UL, cUL |
| F20 | | | | | | different dimensions for F20, F23 | |
| F23 | A | | | | | different dimensions for F20, F23 | |
| F13 | A | | U198 | | | cap of PPS, potted | VDE, UL, cUL |
| F20 | | B | U185 | | | different dimensions for F20, F23 | |
| F23 | A | | | | | different dimensions for F20, F23 | |
| F13 | A | B | U112 | | | coated T _A max. 160 °C | VDE, UL, cUL |
| F20 | | | | | | different dimensions for F20, F23 | |
| F23 | A | | | | | different dimensions for F20, F23 | |
| F20 | | B | A150 U280 | | | housing of PPS leadframe leads grid dimension 5.08 potted | VDE, UL, cUL |
| F23 | A | | | | | different dimensions for F20, F23 | |
| F13 | A | B | A800 | | | not insulated, potted | VDE, UL, cUL |
| F20 | | | | | | different dimensions for F20, F23 | |
| F23 | A | | | | | different dimensions for F20, F23 | |
| F20 | | G | G700 | | | aluminium housing thread M4x6 potted T _A max. 150 °C | VDE, UL, cUL |
| F23 | E | | | | | different dimensions for F20, F23 | |
| F13 | A | | U282 | | | housing of PPS, potted | VDE, UL, cUL |
| F20 | | | | | | different dimensions for F20, F23 | |
| F23 | A | | | | | different dimensions for F20, F23 | |
| F13 | A | B | A150 U112 | | | leadframe leads grid dimension 5.08 coated T _A max. 160 °C | VDE, UL, cUL |
| F20 | | | | | | different dimensions for F20, F23 | |
| F23 | A | | | | | different dimensions for F20, F23 | |
| F13 | A | B | B224 | | | CuBe mounting cap combined with U198 / U112 | VDE, UL, cUL |
| F20 | | | | | | different dimensions for F20, F23 | |
| F23 | A | | | | | different dimensions for F20, F23 | |